




Training
Emergency Service 103

06.2011

 **Mongolian Emergency Service**
Hospital Hygiene Project
MeshHp.mn



Jurg Spors
Essen Fire Department

Chief Hygiene Officer
state certified disinfectant
paramedic instructor
BIO-TASK-FORCE

 **Mongolian Emergency Service**
Hospital Hygiene Project
MeshHp.mn

Training subjects - April 2011


- Current problems of the Infectiology
- Microbiological basics
- Hand hygiene
- protective equipment
- Surface disinfection
- Basics of the Medical Device Processing




Mongolian Emergency Service
Hospital Hygiene Project
MeshHp.mn

Training subjects - June 2011

- Patient lifting and carrying
- Safe positioning of the patient
- Transport of infectious patients



checking one's vital functions



special protective equipment

Mongolian Emergency Service
Hospital Hygiene Project
MeshHp.mn



For the reduction of health risks at the workplace, we start every morning with preventive measures such as back school, strength and lengthening exercises.

Mongolian Emergency Service
Hospital Hygiene Project
MeshHp.mn



Practice training for using rescue grips and evacuating patients from a danger zone.

The top section of the slide features a dark red header with the Mongolian Emergency Service Hospital Hygiene Project logo and website. Below the header are three sequential photographs showing participants in blue uniforms practicing rescue techniques. The first photo shows a person being carried on a stretcher. The second and third photos show participants practicing carrying a person on their back using a specific grip.

Mongolian Emergency Service
Hospital Hygiene Project
MeshHp.mn



They have learned to prepare a carry ring from a triangular cloth by themselves.
The carry ring facilitates carrying seated patients.

The bottom section of the slide features a dark red header with the Mongolian Emergency Service Hospital Hygiene Project logo and website. Below the header are three photographs. The first two are close-up shots of hands tying a yellow triangular cloth into a ring. The third photo shows three participants in blue uniforms using the carry ring to assist a seated person in descending a staircase.

Mongolian Emergency Service
Hospital Hygiene Project
MeshHp.mn



The ambulance drivers receives exact instructions of carrying and lifting patients with a rescue sheet.

Mongolian Emergency Service
Hospital Hygiene Project
MeshHp.mn



recovery position

shock position

Safe positioning of the patient

Mongolian Emergency Service
Hospital Hygiene Project
MeshHp.mn



The ambulance drivers learned a lot about the spinal injury management and receives exact instructions of carrying and lifting patients with a Spineboard.

Mongolian Emergency Service
Hospital Hygiene Project
MeshHp.mn



The transport of highly infectious patients by an ambulance



Mongolian Emergency Service
Hospital Hygiene Project
MeshHp.mn

Thank you for your attention